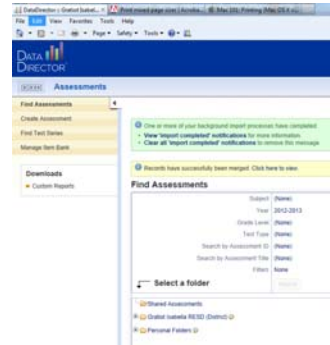
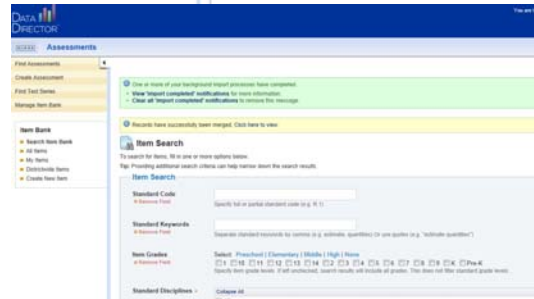


Assess-2-Know Items

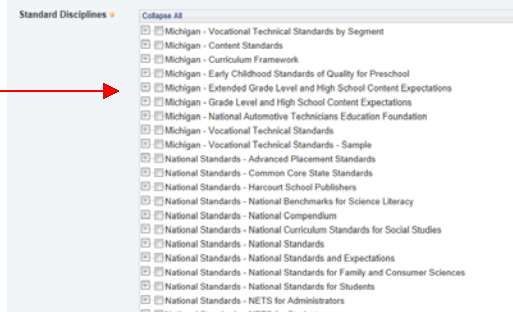
Login to DataDirector and choose Assessments from the app switcher.



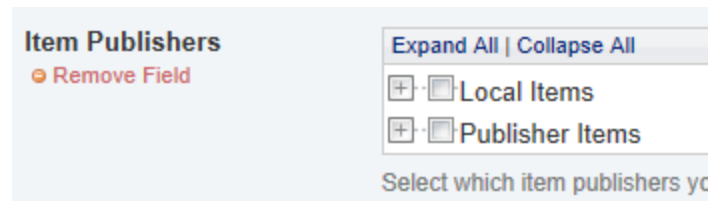
Click on Manage Item Bank from the navigation menu on the left side of the screen.



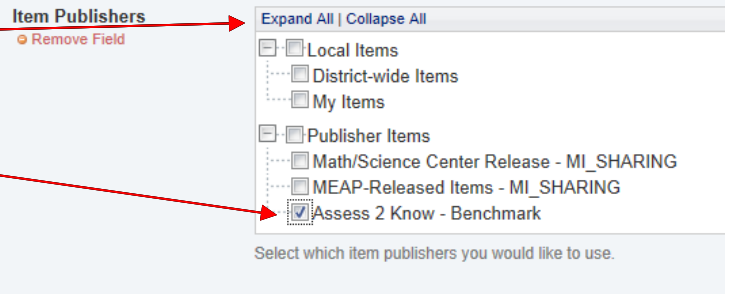
Choose the Standard Discipline your interested in viewing items for.



Scroll down to Item Publishers near the bottom of the Item Search page.

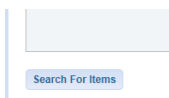


Click on Expand All



Click on Assess 2 Know – Benchmark

Click Search for Items



Click Modify Search Criteria to amend your Search or Begin New Search to start over.



Questions: Contact Heidi Aldrich at haldrich@giresd.net or 989-875-5101 ext. 341

